

# Cathedrals, Greater Churches & the Growth of the Church

Revd Canon John Holmes & Ben Kautzer – Cranmer Hall, Durham

# Introduction

*‘This is the place where I first encountered God.*

*This place allowed me to explore my faith without pressure or judgement.’*

*‘After a long time “on the fence” it has helped confirm me in a faith which now feels very secure again. This is a wonderful thing, for which I am truly grateful. My daughter has been baptised and confirmed, and this is also a positive thing.’*

*‘It inspires me and so does the worship and clergy. An important beacon in the city centre. It’s a church any fallen away seeker will come to – a refuge for lost sheep.’*

*‘As a non-Christian I visited to hear the choir perform, but was very impressed not only with them but the building and staff also.’*

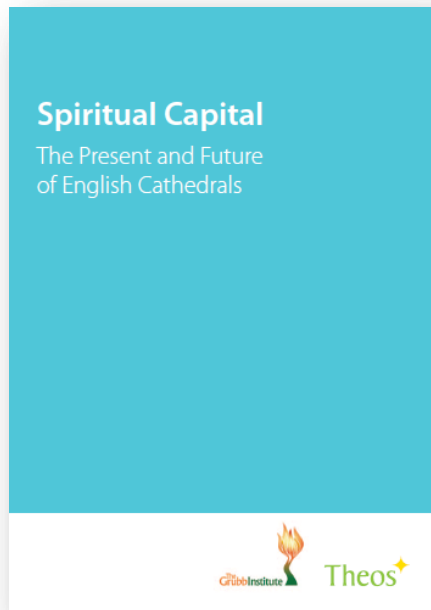
# Introduction

*‘The 19<sup>th</sup> century picture of English cathedrals was one of moribund white elephants collapsing in upon themselves through the weight of tradition and inertia.’*

– **Stephen Platten (2006)**

# Cathedral Growth

## In Context



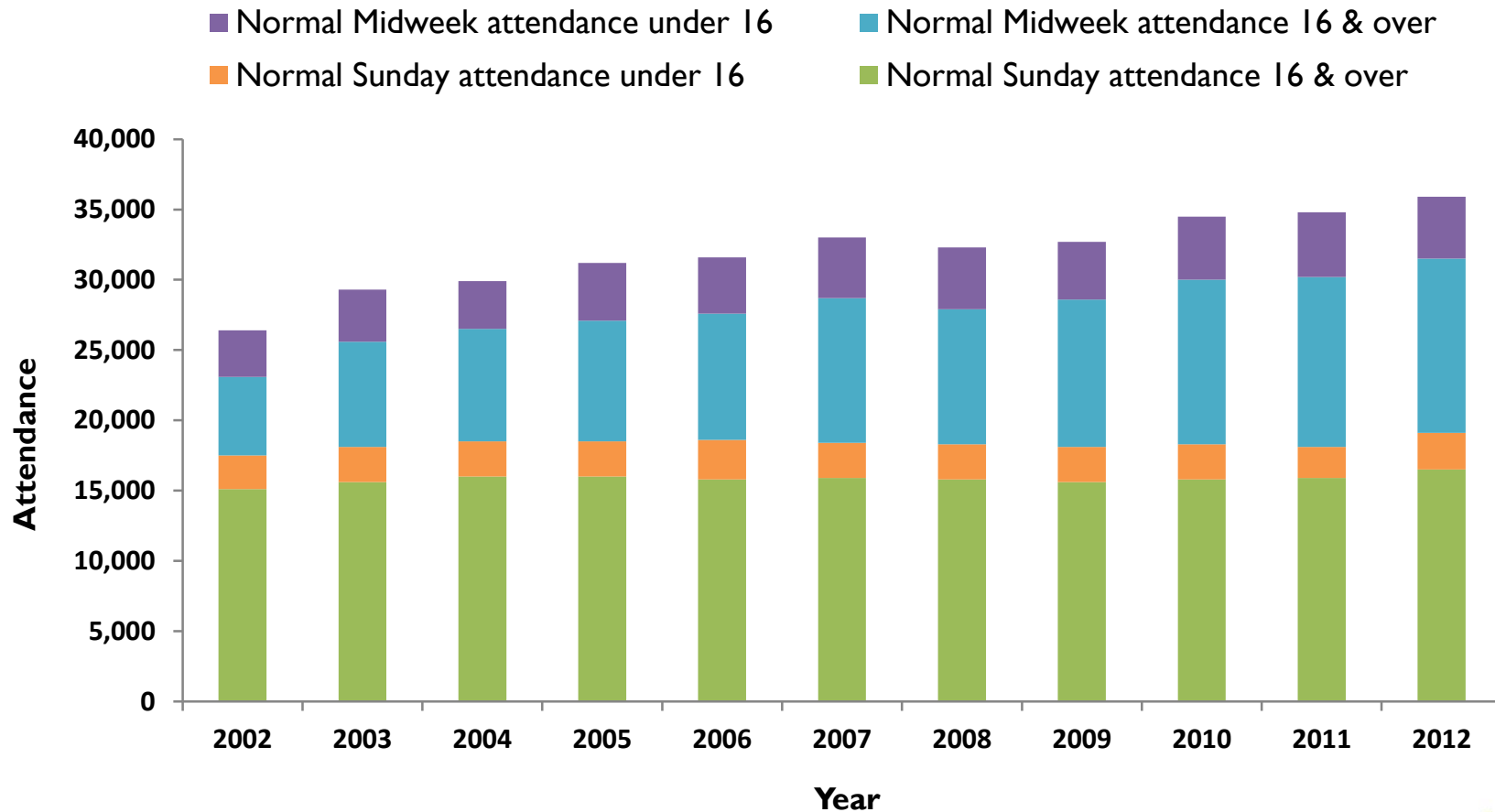
*‘Cathedrals have a particular capacity to connect spiritually with those on who are on or beyond the Christian periphery.’*

*‘Over a quarter – (27%) – of England’s adult population say that they have been to a Church of England cathedral in the last 12 months.’*

– **Spiritual Capital** (2006)

# Headline Statistics

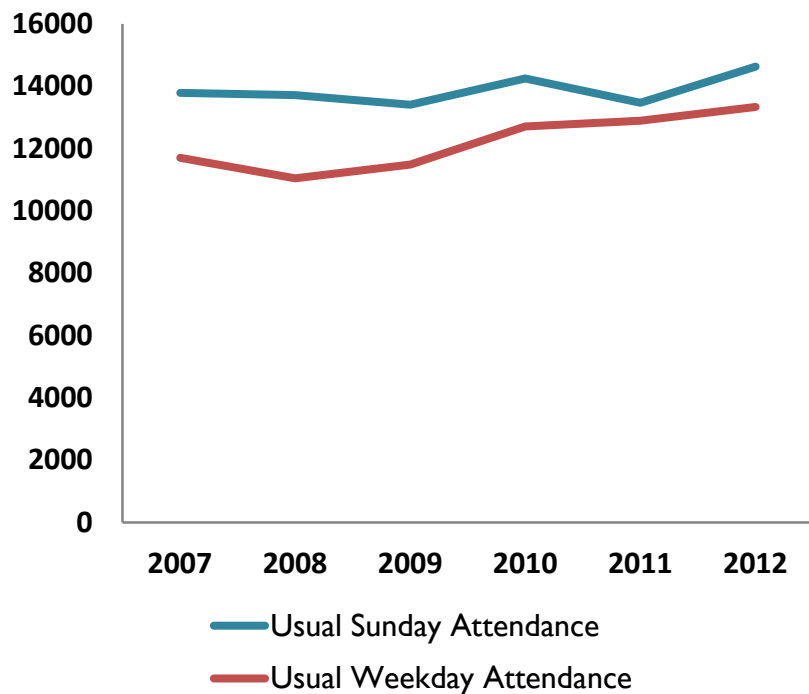
## Cathedral Growth Trends



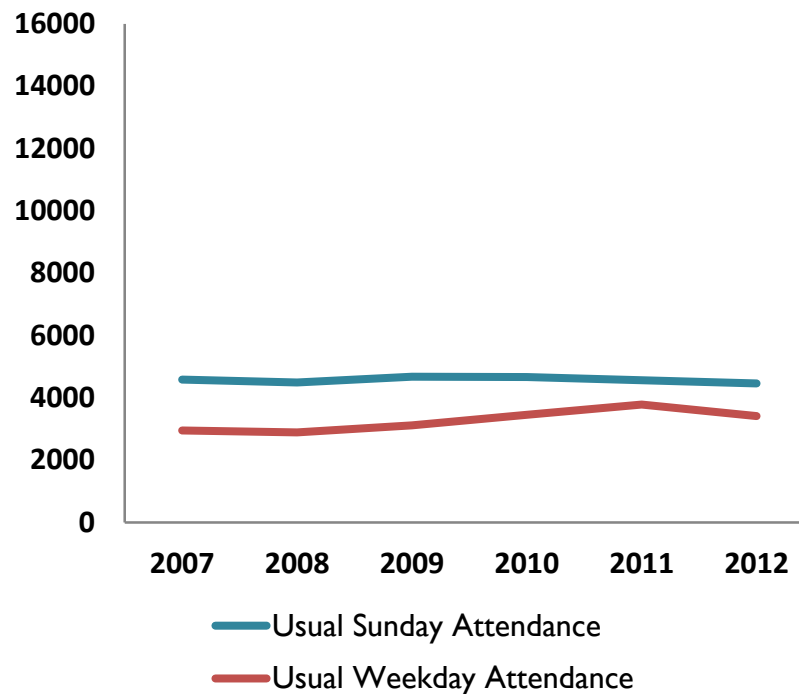
# Headline Statistics

## Cathedral Growth Trends

### Province of Canterbury (All-Age)



### Province of York (All-Age)



# Headline Statistics

## Cathedral Growth Trends

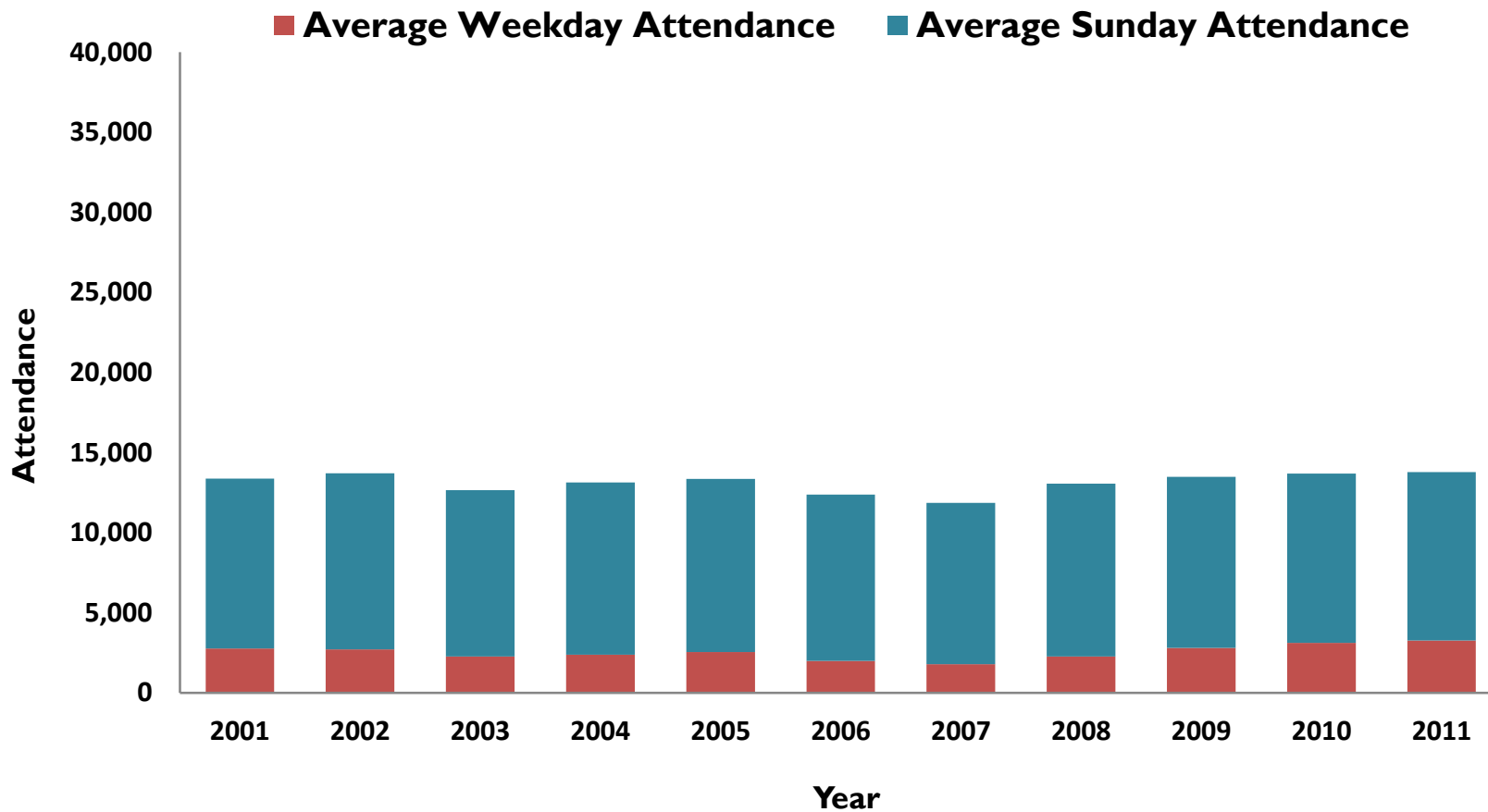
### Usual Attendance 2007-2012

Region	Combined Weekly Attendance
North West	Stable
Yorkshire & the Humber	Growing
North East	Growing
West Midlands	Stable
East Midlands	Growing +
East of England	Stable
South West	Declining
London	Growing + + +
South East	Growing + +

Cathedral Type	Combined Weekly Attendance
Large, International	Growing + +
London Commuter Belt	Growing
Med-Sized, County Town	Stable
Med-Sized, Market Town	Growing
Parish Church Cathedral	Stable
Urban Cathedral	Stable

# Headline Statistics

## Greater Church Growth Trends

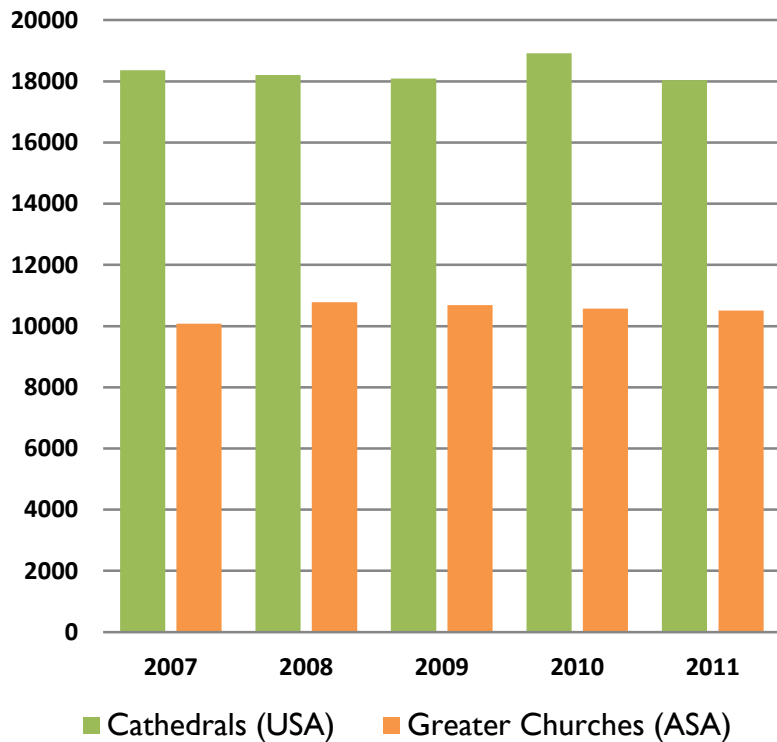




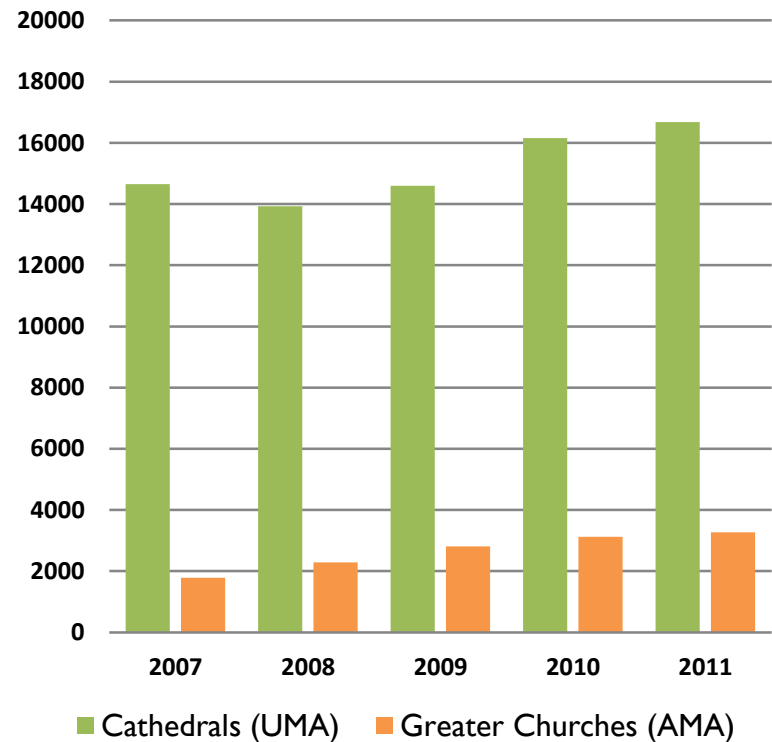
# Headline Statistics

## Comparing Growth Trends

**Sunday Attendance (All-Age)**



**Weekday Attendance (All-Age)**



# Headline Statistics

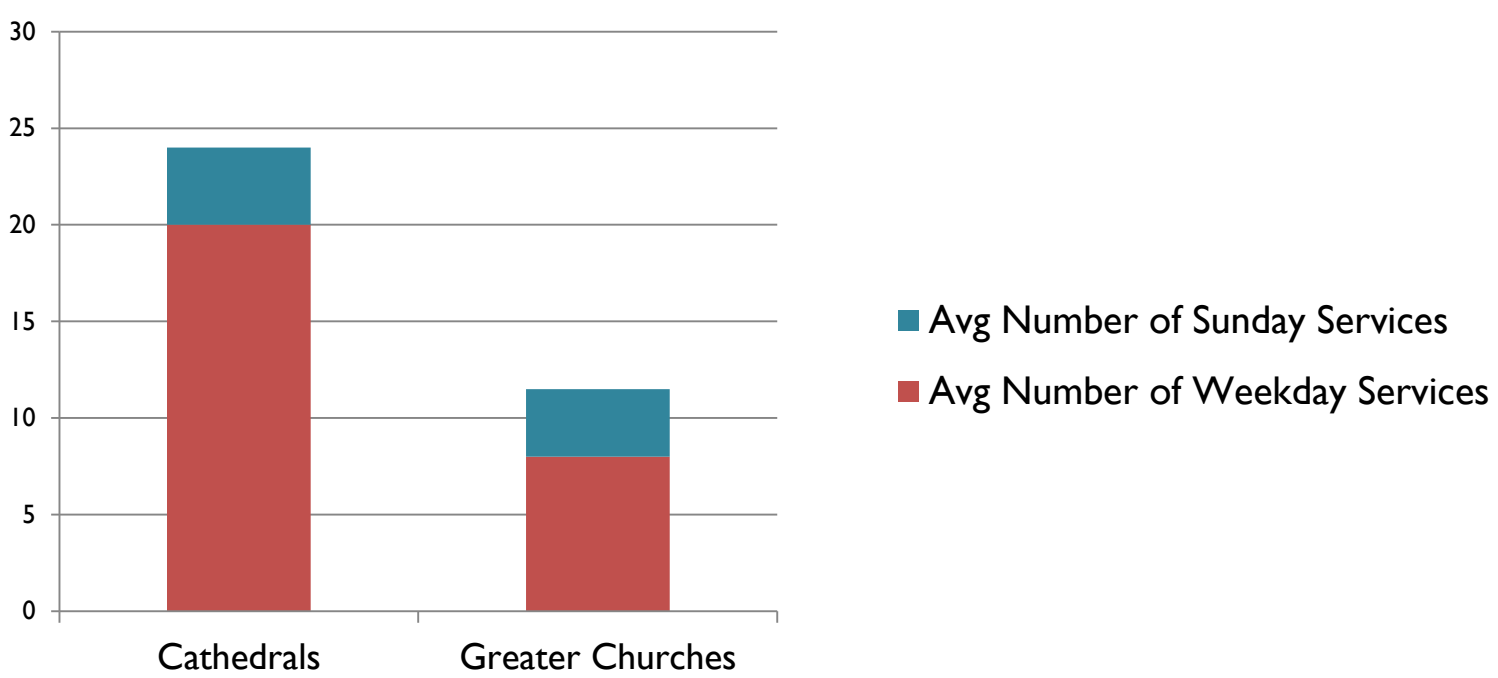
## Comparing Growth Trends

*On average, **24 services** take place **each week** in each cathedral with Sunday services attracting the highest numbers.*

# Headline Statistics

## Comparing Growth Trends

Nearly **1,000** regular services of worship take place in English cathedrals every single week.



# The Worshipper Survey

## Profiling Cathedral Congregations

# The Worshipper Survey

## Four Representative Case Studies

### Wakefield Cathedral



### Southwell Minster



### Gloucester Cathedral



### Birmingham Cathedral



# The Worshipper Survey

## Four Representative Case Studies

### Wakefield Cathedral

- Northern Province
- Yorkshire
- Small City
- Parish Church Cathedral
- Status: Notable Growth

### Gloucester Cathedral

- Southern Province
- South West
- Medium Tourist
- Medium-Sized, County Town
- Status: Stable

### Southwell Minster

- Northern Province
- East Midlands
- Small Tourist
- Medium-Sized, Market Town
- Status: Some Growth

### Birmingham Cathedral

- Southern Province
- West Midlands
- Inner City
- Urban
- Status: Some Decline

# The Worshipper Survey

## Regular Service Attendance Patterns

### Usual Sunday Attendance

	Dean Questionnaire (uSa Estimation)	R&S Stats for Mission 2012 (uSa Estimation)	Worshipper Survey (Head Count)
<b>Birmingham</b>	215	196	<b>243</b>
<b>Gloucester</b>	200	285	<b>315</b>
<b>Southwell</b>	300	300	<b>328</b>
<b>Wakefield</b>	233	382	<b>570*</b>

*\*including special installation of cathedral canons service*

# The Worshipper Survey

## Regular Service Attendance Patterns

### Best Attended Weekly Service

	Service Name	Attendance
<b>Birmingham</b>	11:00am Sung Eucharist	<b>172</b>
<b>Gloucester</b>	10:15am Sung Eucharist with Sunday School	<b>213</b>
<b>Southwell</b>	09:30am Sung Family Eucharist	<b>107</b>
<b>Wakefield</b>	09:15am Sung Eucharist with Junior Church	<b>180*</b>

*\*excluding special installation of cathedral canons service*



# The Worshipper Survey

## Regular Service Attendance Patterns

### Sunday & Weekday Trends

*‘For adults, children and young people, attendance at services held between Mondays and Saturdays now adds **85%** to Sunday attendance levels (nearly a doubling of attendance levels) and forms an increasingly significant aspect of cathedral ministry among the working population and visitors.’*

– **Lynda Barley** (2012)

# The Worshipper Survey

## Regular Service Attendance Patterns

### Sunday & Midweek Trends

	Sunday Attendance	Weekday Attendance	Total Attendance	% Weekday Surveyed	% Weekday Adds to Sunday Attendance
<b>Birmingham</b>	243	287	<b>530</b>	93%	<b>102%</b>
<b>Gloucester</b>	315	357	<b>672</b>	65%	<b>113%</b>
<b>Southwell</b>	328	257	<b>585</b>	46%	78%
<b>Wakefield</b>	602	182	<b>784</b>	29%	30%
	<b>1,532</b>	<b>1,039</b>	<b>2,571</b>		

# The Worshipper Survey

## Regular Service Attendance Patterns

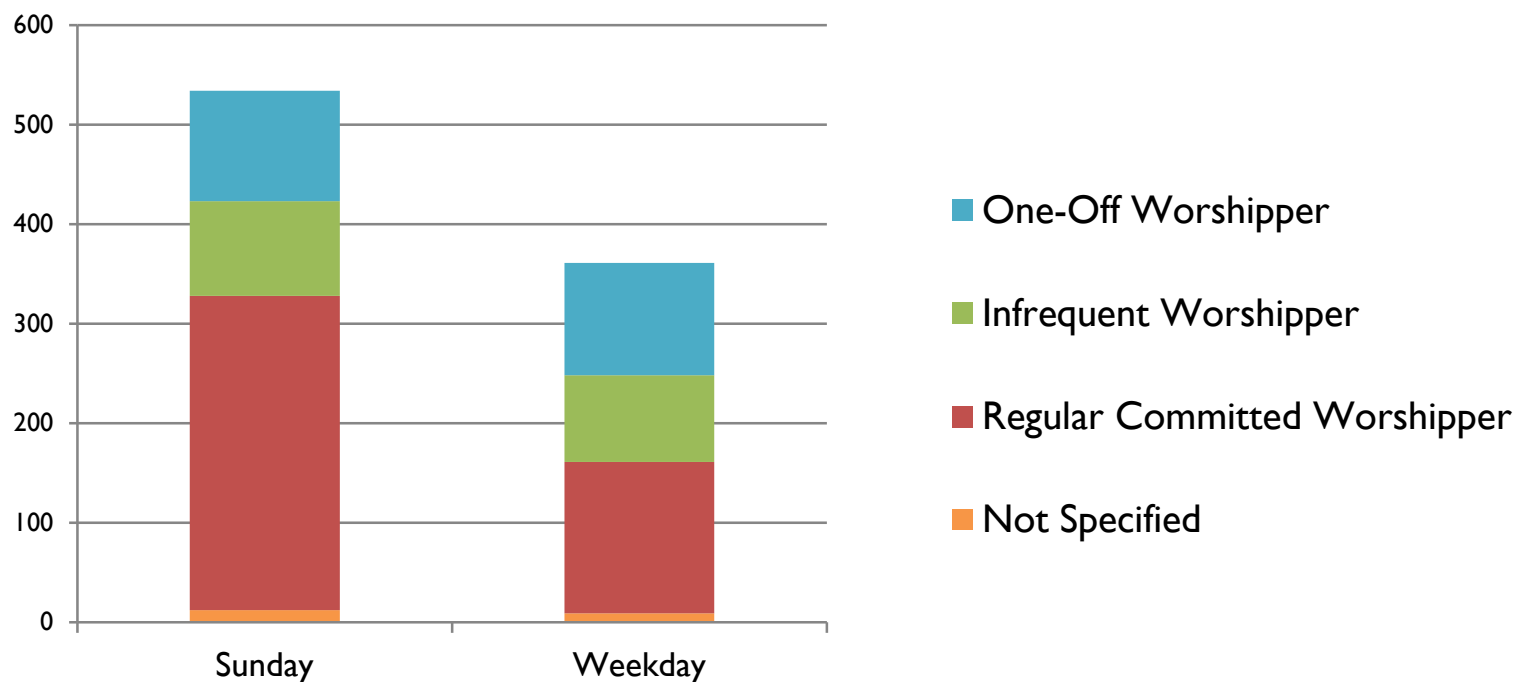
### Sunday & Midweek Trends

	Sunday Attendance	Weekday Attendance	Total Attendance	% Weekday Surveyed	% Weekday Adds to Sunday Attendance
Birmingham	243	287	<b>530</b>	93%	<b>102%</b>
Gloucester	315	357	<b>672</b>	65%	<b>113%</b>
Southwell	328	257	<b>585</b>	46%	78%
Wakefield	602	182	<b>784</b>	29%	30%
	<b>1,532</b>	<b>1,039</b>	<b>2,571</b>		

# The Worshipper Survey

## Profiling Cathedral Congregations

Balance between **one-off** & **regularly committed** worshippers



# The Worshipper Survey

## Profiling Cathedral Congregations

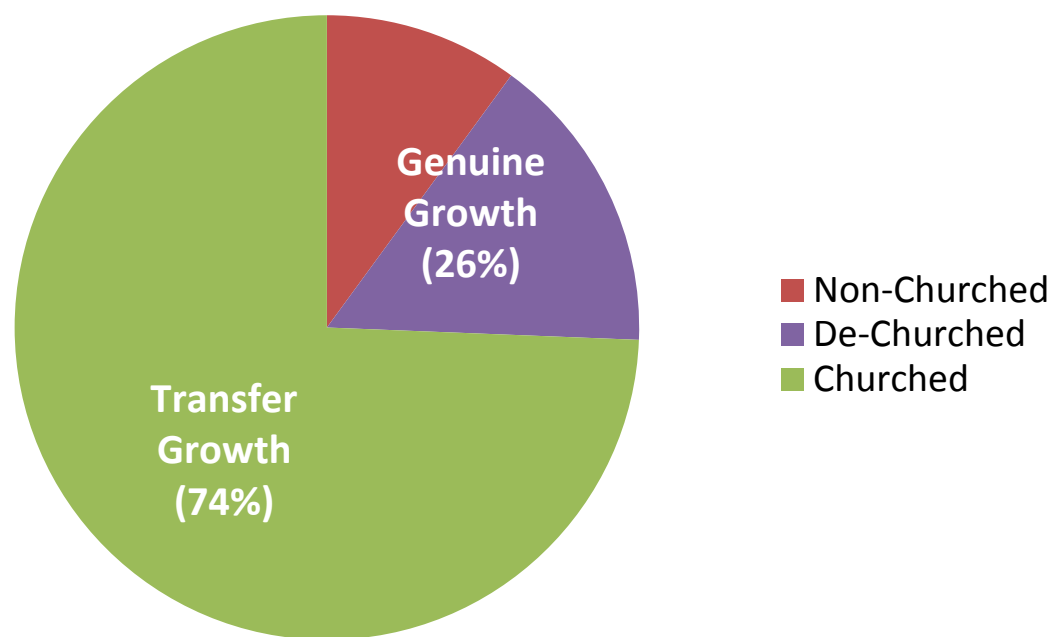
Proportion of joiners who are previously **churched & non-churched** and the balance between **transfer & genuine** growth

- Non-churched – *joining a church community for the first time*
  - De-churched – *returning after a break from church in general*
  - Churched – *transferring to the cathedral from another church*
- or
- *joining the cathedral whilst continuing to worship regularly at another church*

# The Worshipper Survey

## Profiling Cathedral Congregations

Proportion of joiners who are previously **churched & non-churched** and the balance between **transfer & genuine** growth



*\*Of the 199 respondents who 'joined' the cathedral community in the last 5 years.*

# The Worshipper Survey

## Motivations

	Francis & Williams		Church Growth Research Programme			
	Mary %	John %	Birmingham %	Gloucester %	Southwell %	Wakefield %
<b><i>The place</i></b>						
connection with history	75	56	53	66	65	51
opportunity to worship in a grand building	47	39	43	54	48	41
feeling of peace	89	88	79	79	82	71
contemplative atmosphere	92	79	73	76	78	66
<b><i>The worship</i></b>						
style of worship	71	75	71	72	80	72
preaching	76	80	68	63	65	64
music	86	87	70	76	80	69
choir	86	85	69	74	77	66
ritual	63	59	58	59	59	61
<b><i>The people</i></b>						
friendly atmosphere	90	73	75	67	82	76
friendship	27	56	57	60	70	64
opportunity to connect with important people	30	9	17	14	6	17
social status of worshipping in the cathedral	48	8	10	10	6	11
<b><i>The anonymity</i></b>						
opportunity to be anonymous to other worshippers	19	23	21	22	17	15
opportunity to be anonymous to the clergy	14	15	12	14	5	9
not having to take part in parish activities	11	16	11	16	7	14

# The Worshipper Survey

## Motivations

	Francis & Williams		Church Growth Research Programme			
	Mary %	John %	Birmingham %	Gloucester %	Southwell %	Wakefield %
<b><i>The place</i></b>						
connection with history	75	56	53	66	65	51
opportunity to worship in a grand building	47	39	43	54	48	41
feeling of peace	89	88	79	79	82	71
contemplative atmosphere	92	79	73	76	78	66
<b><i>The worship</i></b>						
style of worship	71	75	71	72	80	72
preaching	76	80	68	63	65	64
music	86	87	70	76	80	69
choir	86	85	69	74	77	66
ritual	63	59	58	59	59	61
<b><i>The people</i></b>						
friendly atmosphere	90	73	75	67	82	76
friendship	27	56	57	60	70	64
opportunity to connect with important people	30	9	17	14	6	17
social status of worshipping in the cathedral	48	8	10	10	6	11
<b><i>The anonymity</i></b>						
opportunity to be anonymous to other worshippers	19	23	21	22	17	15
opportunity to be anonymous to the clergy	14	15	12	14	5	9
not having to take part in parish activities	11	16	11	16	7	14



# The Worshipper Survey

## Motivations

### Most Significant Factors

- Peace and Contemplation
- Worship and Music
- Friendly Atmosphere

### Least Significant Factors

- Social Status
- Anonymity
- Non-Participation in Parish Activities

# Qualitative Research Days

## Identifying Growth Factors

1. Cultivating **mission intentionality**
2. Initiating **new services** and **new congregations**
3. Enriching the **quality of worship**
4. Improving **welcome** and **hospitality**
5. Engaging **culture** and the **arts**
6. Promoting **inclusivity** and **diversity** in worship, membership and outreach
7. Increasing the **civic profile**
8. Developing **educational programmes**
9. Prioritising **discipleship** and **Christian nurture**

# Qualitative Research Days

## Identifying Growth Factors

For cathedrals ...

Initiating **new services** and **congregations**

# Qualitative Research Days

## Identifying Growth Factors

For greater churches ...

Increasing the **civic profile**

# Qualitative Research Days

## Identifying Growth Factors

For both contexts ...

Cultivating **mission intentionality**

Improving **welcome** and **hospitality**

Prioritising **discipleship** and **Christian nurture**

# Qualitative Research Days

## Identifying Growth Factors

*'We are called to take forward the spiritual and numerical growth of the Church of England – including its capacity to serve the whole community of the country.'*

– **Archbishops' Council (2011)**

# Mutual Resourcing

## Beyond Competitiveness

*I planted the seed,  
Apollos watered it,  
but **God** made it **grow**.*

– **I Corinthians 3:6**

# Cathedrals, Greater Churches & the Growth of the Church

Revd Canon John Holmes & Ben Kautzer – Cranmer Hall, Durham

*For copies of this presentation, please contact  
Canon John Holmes*

*Email: [canon.john@sky.com](mailto:canon.john@sky.com)*



# Cathedral Myths

## Questioning Presumptions

1. Cathedrals all charge entrance fees
2. Cathedrals have too many clergy staff
3. Cathedrals have too big a share of the Church Commissioners' money
4. Cathedrals do not contribute financially to their dioceses – indeed dioceses subsidise the cathedrals
5. Cathedral deans are 'old fuddy-duddies'
6. Cathedrals are bastions of traditionalism and the establishment
7. Cathedrals are all liberal-catholic
8. Cathedrals lack a cutting-edge in evangelism
9. Cathedrals poach people from local churches
10. Cathedrals attract attenders but do not make disciples

# Greater Churches

## The Greater Churches Network

### The Greater Churches Network

1. Bath Abbey
2. Beverley Minster
3. Bolton Abbey
4. Christchurch Priory
5. St Peter, Wolverhampton
6. Doncaster Minster
7. Great St Mary, Cambridge
8. Great Yarmouth Minster
9. Halifax Minster
10. Hexham Abbey
11. Holy Trinity, Hull
12. Holy Trinity, Kendal
13. Holy Trinity, Stratford-upon-Avon
14. Lancaster Priory
15. Leeds Minster
16. Malvern Priory
17. Romsey Abbey
18. Rotherham Minster
19. Selby Abbey
20. Sherborne Abbey
21. Shrewsbury Abbey
22. St Botolph, Boston
23. St Chad's, Shrewsbury
24. St Laurence, Ludlow
25. St Margaret, King's Lynn
26. St Martin in the Bull Ring
27. St Mary Magdalene, Newark
28. St Mary Redcliffe, Bristol
29. St Mary's, Nottingham
30. St Mary's, Warwick
31. St Peter Mancroft, Norwich
32. St Peter's Harrogate
33. St Wulfram's, Grantham
34. Sunderland Minster
35. Tewkesbury Abbey
36. Wimborne Minster

### Recently Added Members

37. All Saints, Hertford
38. All Saints, Kingston Upon Thames
39. Christ Church, Spitalfields
40. St Martin in the Fields
41. St Mary's, Nantwich

### Other 'Greater Churches'

1. Bolton Parish Church
2. Croydon Minster
3. Dewsbury Minster
4. Grimsby Minster
5. Newport Minster
6. Plymouth Minster
7. Reading Minster
8. St James the Greater, Leicester
9. St Mary & All Saints, Chesterfield
10. Waltham Abbey

# Greater Churches

## (Re)Discovering Minsters

*'The urge to create minsters in cities and urban metropolitan areas is something the Church of England has been doing for 15 years. Dewsbury, Doncaster, Sunderland, Preston, Rotherham and Newport all now have minsters.*

*'Yet there have been no General Synod debates, no Church reports and no pronouncements from the House of Bishops. Although this movement has gone on mainly **under the radar**, it seems to be **gathering momentum**.'*

– **David Lingwood**, Stoke Minster (2009)

# Greater Churches

## (Re)Discovering Minsters

- **Dewsbury Minster** 1993
- Sunderland Minster 1998
- Preston Minster 2003
- Rotherham Minster 2004
- Doncaster Minster 2004
- Stoke Minster 2005
- Newport Minster 2008
- Halifax Minster 2009
- Plymouth Minster 2009
- Grimsby Minster 2010
- Kings Lynn Minster 2011
- Gt Yarmouth Minster 2011
- Croydon Minster 2011
- Leeds Minster 2012
- Cheltenham Minster 2013